

# PROMOTIONS2014

Valid from August 15 until December 19th. 2014

ENDUSERS - Inch Version

**IQ**  
Productivity

**IQ**  
Performance

**IQ**  
Profitability

Member IMC Group  
**ISCAR**  
www.iscarmetals.com

## 3 Economical Cutting Edges for 90° Shoulder Milling

- Helical cutting edge for soft and easy cut
- Less vibration and power consumption
- Reduced energy requirements and longer tool life
- 90° shoulder applications

### 1 Purchase

30 inserts of HM390 TCKT 07/ TPKT 10/TDKT 15

Use Promo Code:  
**ATOMZ**

### Receive

1 corresponding endmill cutter  
HM390 ETC/ETP/ETD up to 2" diameter

# FREE OF CHARGE

### 2 Purchase

50 inserts of HM390 TCKT 07/ TPKT 10/TDKT 15

Use Promo Code:  
**ATOMY**

### Receive

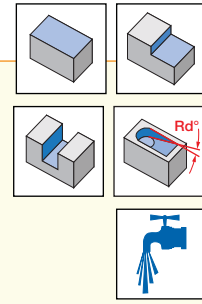
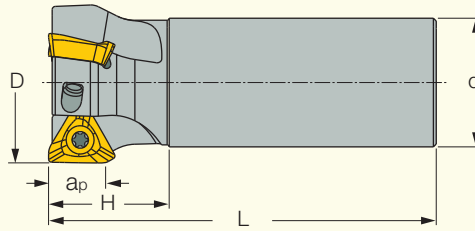
1 corresponding face mill cutter  
HM390 FTC/FTP/FTD up to 5" diameter

# FREE OF CHARGE



**HM390 ETC-07**

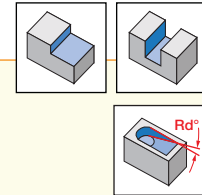
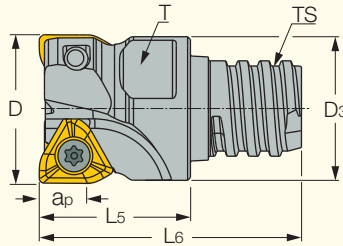
90° Endmills Carrying HM390 TCKT 0703 Triangular Inserts with 3 Helical Cutting Edges



Designation	D	a <sub>p</sub>	Z	L	H	d	Shank <sup>(1)</sup>	R <sub>d</sub> °	Lbs
HM390 ETC D.625-2W.625-07	.625	.200	2	3.000	1.000	.625	W	1.9	.194
HM390 ETC D0.75-3W0.75-07	.750	.200	3	3.500	1.250	.750	W	1.5	.335
HM390 ETC D1.00-4W0.75-07	1.000	.200	4	3.500	1.250	.750	W	1.0	.384
HM390 ETC D1.00-4W1.00-07	1.000	.200	4	4.000	1.500	1.000	W	1.0	.688
HM390 ETC D1.25-5W1.25-07	1.250	.200	5	4.250	1.750	1.250	W	.8	1.186

**HM390 ETC-MM**

90° Endmills with MULTI-MASTER Threaded Adaptation, Carrying HM390 TCKT 0703 Triangular Inserts

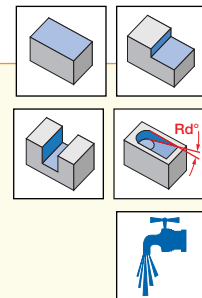
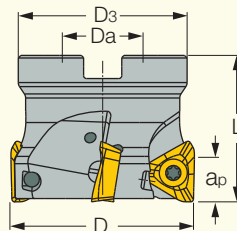


Designation	D	a <sub>p</sub>	Z	L <sub>5</sub>	D <sub>3</sub>	Ts	L <sub>6</sub>	T <sup>(1)</sup>	R <sub>d</sub> °	Lbs
HM390 ETC D0.75-3MMT12-07	.750	.200	3	.750	.720	T12	1.270	.630	1.5	.077
HM390 ETC D1.00-4MMT15-07	1.000	.200	4	1.000	.941	T15	1.670	.787	-	.185

<sup>(1)</sup> Clamping wrench size

**HM390 FTC-07**

90° Face Mills Carrying HM390 TCKT 0703 Triangular Inserts with 3 Helical Cutting Edges

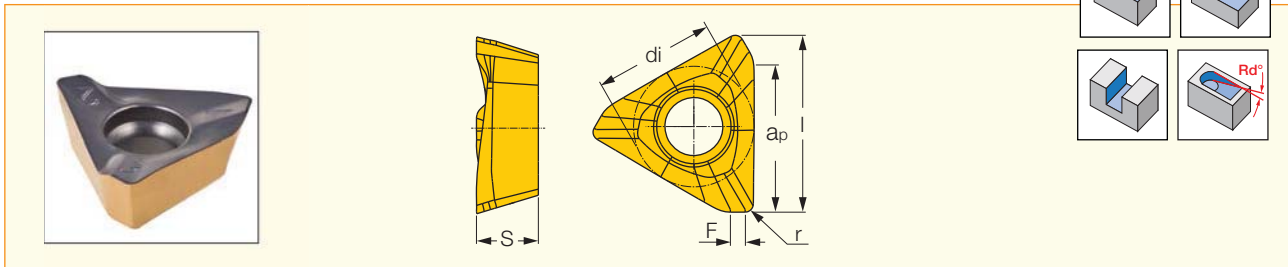


Designation	D	Z	a <sub>p</sub>	Da	D <sub>3</sub>	L	Arbor	R <sub>d</sub> °	Lbs
HM390 FTC D1.25-04-.50-07	1.250	4	.200	.500	1.200	1.250	A	.8	.238
HM390 FTC D1.25-05-.50-07	1.250	5	.200	.500	1.200	1.250	A	.8	.236
HM390 FTC D1.50-05-.50-07	1.500	5	.200	.500	1.380	1.250	A	.6	.370
HM390 FTC D1.50-06-.50-07	1.500	6	.200	.500	1.380	1.250	A	.6	.355

• Insert clamping screw must be lubricated every indexing. • Tightening torque .66 lbf·ft

**HM390 TCKT 0703**

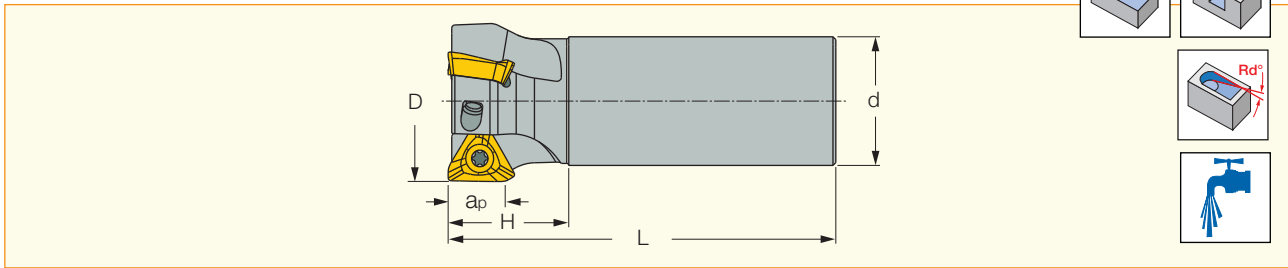
Triangular Inserts with 3 Helical Cutting Edges, for 90° Shoulder Accuracy



Designation	Dimensions					Tough ↔ Hard					Recommended Machining Data	
	l	di	S	r	F	IC330	IC830	IC5400	IC808	IC810	$a_p$ (inch)	$f_z$ (inch/t)
HM390 TCKT 0703PCTR	.307	.228	.124	.020	.031	●	●	●	●	●	.039-.197	.0031-.0059

**HM390 ETP-10**



90° Endmills Carrying HM390 TPKT 1003  
Triangular Inserts with 3 Helical Cutting Edges



Designation	D	$a_p$	Z	L	H	d	Shank <sup>(1)</sup>	$R_d$	Lbs
HM390 ETP D1.00-2-C1.0-B	1.000	.315	2	7.870	1.570	1.000	C	2.9	1.495
HM390 ETP D1.00-2-W1.0-10	1.000	.315	2	3.750	1.000	1.000	W	2.9	.692
HM390 ETP D1.00-3-C1.0-B	1.000	.315	3	7.870	1.570	1.000	C	2.9	1.499
HM390 ETP D1.00-3-W.75-10	1.000	.315	3	3.380	1.350	.750	W	2.9	.368
HM390 ETP D1.00-3-W1.0-10	1.000	.315	3	3.750	1.000	1.000	W	2.9	.690
HM390 ETP D1.25-3-C1.25-B	1.250	.315	3	7.870	1.570	1.250	C	2.1	2.395
HM390 ETP D1.25-3-W1.0-10	1.250	.315	3	4.000	1.000	1.000	W	2.1	.772
HM390 ETP D1.25-4-C1.25-B	1.250	.315	4	7.870	1.570	1.250	C	2.1	2.386
HM390 ETP D1.25-4-W1.0-10	1.250	.315	4	4.000	1.000	1.000	W	2.1	.750
HM390 ETP D1.50-5-C1.5-B	1.500	.315	5	9.840	1.570	1.500	C	1.6	4.520
HM390 ETP D1.50-5-W1.0-10	1.500	.315	5	4.000	1.250	1.000	W	1.6	.884

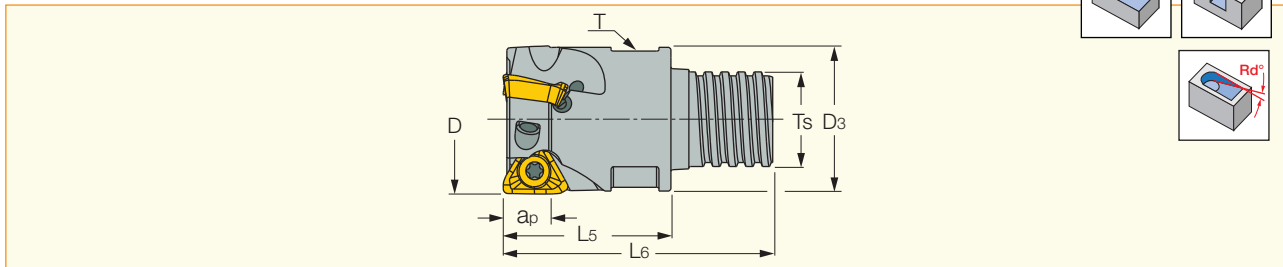
<sup>(1)</sup> C-Cylindrical, W-Weldon

**Spare Parts**

Designation	 Screw	 Torx Blade	 Handle
HM390 ETP-10	SR 14-562/S	BLD T10/S7	SW6-SD



90° Endmills with MULTI-MASTER Threaded Adaptation, Carrying HM390 TPKT 1003... Triangular Inserts



Designation	D	a <sub>p</sub>	Z	L <sub>5</sub>	D <sub>3</sub>	T <sub>s</sub>	L <sub>6</sub>	T <sup>(1)</sup>	R <sub>d</sub> <sup>°</sup>	Kg
<b>HM390 ETP-D1.0-3-MMT15-10</b>	1.00	0.31	3	28.00	0.96	T15	1.77	0.78	1.0	0.09

<sup>(1)</sup> Clamping wrench size

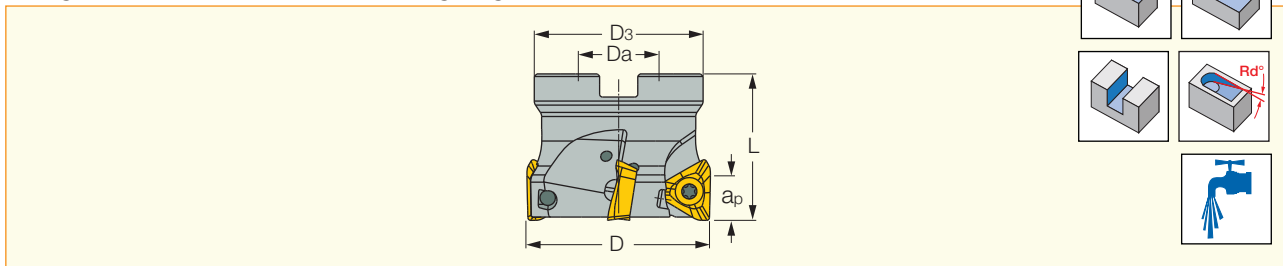
### Spare Parts



Designation	Screw	Torx Blade	Handle
<b>HM390 ETP-MM</b>	SR 14-562/S	BLD T10/S7	SW6-SD

### HM390 FTP-10

90° Face Mills Carrying the HM390 TPKT 1003 Triangular Inserts with 3 Helical Cutting Edges



Designation	D	Z	a <sub>p</sub>	Da	D <sub>3</sub>	L	Arbor	R <sub>d</sub> <sup>°</sup>	Lbs
<b>HM390 FTP D1.50-3-.50-10</b>	1.500	3	.315	.500	1.510	1.370	A	1.6	.419
<b>HM390 FTP D1.50-5-.50-10</b>	1.500	5	.315	.500	1.510	1.370	A	1.6	.882
<b>HM390 FTP D2.00-4-.75-10</b>	2.000	4	.315	.750	1.890	1.570	A	1.2	.800
<b>HM390 FTP D2.00-6-.75-10</b>	2.000	6	.315	.750	1.890	1.570	A	1.2	.842
<b>HM390 FTP D2.50-6-1.0-10</b>	2.500	6	.315	1.000	2.400	1.770	A	.9	1.464
<b>HM390 FTP D2.50-7-1.0-10</b>	2.500	7	.315	1.000	2.400	1.770	A	.9	1.559

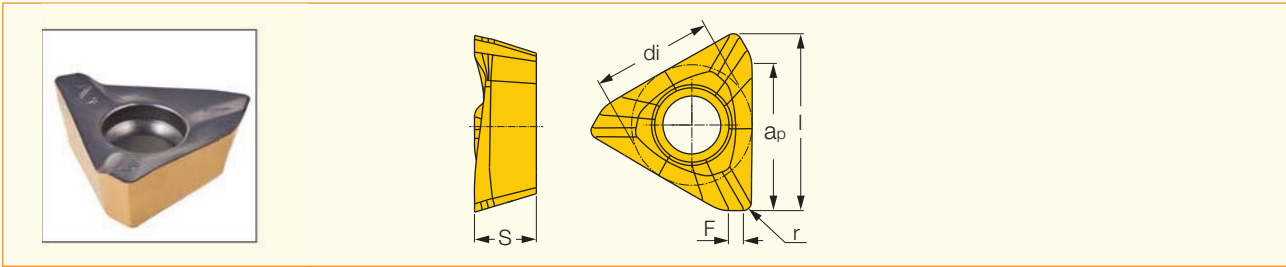
### Spare Parts



Designation	Screw	Torx Blade	Handle	Screw 1
<b>HM390 FTP D1.50-3-.50-10</b>	SR 14-562/S	BLD T10/S7	SW6-SD	SR UNF 1/4X1 B18.3
<b>HM390 FTP D1.50-5-.50-10</b>	SR 14-562/S	BLD T10/S7	SW6-SD	SR UNF 1/4X1 B18.3
<b>HM390 FTP D2.00-4-.75-10</b>	SR 14-562/S	BLD T10/S7	SW6-SD	SR UNF 3/8X1 B18.3
<b>HM390 FTP D2.00-6-.75-10</b>	SR 14-562/S	BLD T10/S7	SW6-SD	SR UNF 3/8X1 B18.3
<b>HM390 FTP D2.50-6-1.0-10</b>	SR 14-562/S	BLD T10/S7	SW6-SD	SR UNF 1/2X20X1 B18.3
<b>HM390 FTP D2.50-7-1.0-10</b>	SR 14-562/S	BLD T10/S7	SW6-SD	SR UNF 1/2X20X1 B18.3

**HM390 TPKT 1003**

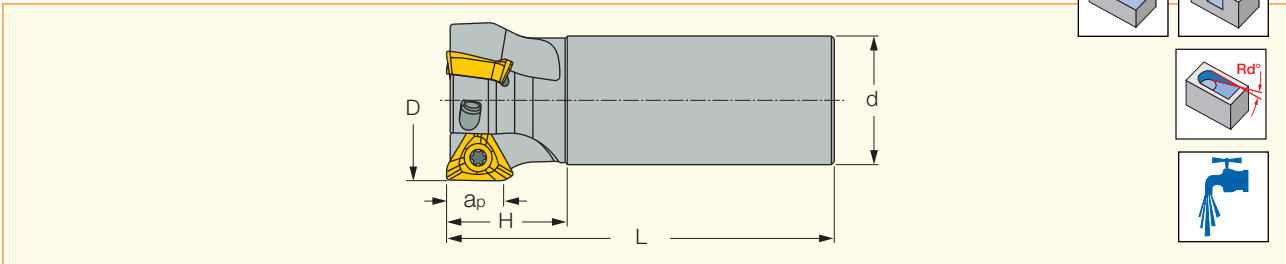
Triangular Inserts with 3 Helical Cutting Edges, for 90° Shoulder Accuracy



Designation	Dimensions					Tough ↔ Hard						Recommended Machining Data	
	l	di	S	r	F	IC330	IC830	IC5400	IC380	IC808	IC810	ap (inch)	fz (inch/t)
HM390 TPKT 1003PDR	.429	.295	.152	.031	.028	●	●	●	●	●	●	.047-.315	.0031-.0059
HM390 TPKT 100304PDR	.429	.295	.152	.016	.028	●	●					.047-.315	.0031-.0059




**HM390 ETD-15**

90° Endmills Carrying HM390 TDKT 1505 Triangular Inserts with 3 Helical Cutting Edges



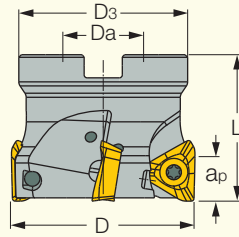
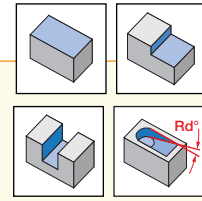
Designation	D	ap	Z	L	H	d	Rd°	Lbs
HM390 ETD D1.5-3-W1.25-15	1.500	.512	3	4.000	1.180	1.250	2.1	1.138
HM390 ETDD1.50-4-W1.25-15	1.500	.512	4	4.000	1.180	1.250	2.1	1.169
HM390 ETD D2.0-4-W1.5-15	2.000	.512	4	5.000	1.570	1.500	1.6	2.348

**Spare Parts**

Designation	 Screw	 Torx Blade	 T-Handle
HM390 ETD D1.5-3-W1.25-15	SR 10505427-S	BLD IP20/S7	SW6-T
HM390 ETDD1.50-4-W1.25-15	SR 10505427-S	BLD IP20/S7	SW6-T
HM390 ETD D2.0-4-W1.5-15	SR 10505427	BLD IP20/S7	SW6-T

**HM390 FTD-15**

90° Face Mills Carrying HM390 TDKT 1505 Triangular Inserts with 3 Helical Cutting Edges



Designation	D	Z	a <sub>p</sub>	Da	D <sub>2</sub>	L	Arbor	R <sub>a</sub> °	Lbs	Coolant
HM390 FTD D1.50-4-.50-15	1.500	4	.512	.500	1.200	1.370	A	1.6	.221	Y
HM390 FTD D2.00-3-.75-15	2.000	3	.512	.750	1.850	1.570	A	1.6	.631	Y
HM390 FTD D2.00-4-.75-15	2.000	4	.512	.750	1.850	1.570	A	1.6	.688	Y
HM390 FTD D2.00-5-.75-15	2.000	5	.512	.750	1.850	1.570	A	1.6	.706	Y
HM390 FTD D2.50-4-1.0-15	2.500	4	.512	1.000	2.340	1.750	A	1.2	1.200	Y
HM390 FTD D2.50-5-1.0-15	2.500	5	.512	1.000	2.340	1.750	A	1.2	1.206	Y
HM390 FTD D2.50-6-1.0-15	2.500	6	.512	1.000	2.340	1.750	A	1.2	1.323	Y
HM390 FTD D3.00-5-1.0-15	3.000	5	.512	1.000	2.760	2.000	A	.9	2.256	Y
HM390 FTD D3.00-6-1.0-15	3.000	6	.512	1.000	2.760	2.000	A	.9	2.298	Y
HM390 FTD D3.00-7-1.0-15	3.000	7	.512	1.000	2.760	2.000	A	.9	2.426	Y
HM390 FTD D4.00-6-1.5-15	4.000	6	.512	1.500	3.150	2.000	B	.7	2.783	Y
HM390 FTD D4.00-8-1.5-15	4.000	8	.512	1.500	3.150	2.000	B	.7	3.118	Y
HM390 FTD D5.00-7-1.5-15	5.000	7	.512	1.500	3.220	2.500	B	.5	4.840	Y
HM390 FTD D5.00-9-1.5-15	5.000	9	.512	1.500	3.220	2.500	B	.5	5.336	Y
HM390 FTD D6.00-8-2.0-15	6.000	8	.512	2.000	4.330	2.500	B	.4	7.695	N
HM390 FTD D6.00-10-2.0-15	6.000	10	.512	2.000	4.330	2.500	B	.4	6.902	N
HM390 FTD D8.00-9-2.5-15	8.000	9	.512	2.500	5.310	2.500	C	.3	11.620	N
HM390 FTD D8.00-11-2.5-15	8.000	11	.512	2.500	5.310	2.500	C	.3	11.731	N

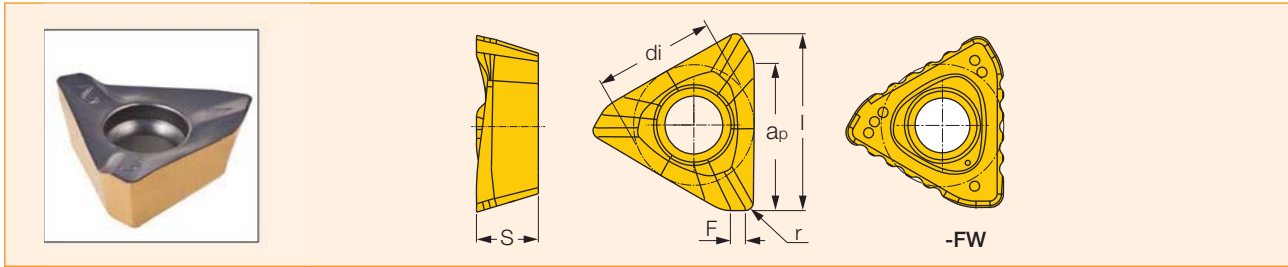
**Spare Parts**



Designation	Screw	Torx Blade	T-Handle	Shell Lock Screw
HM390 FTD D1.50-4-.50-15	SR 10505427-S	BLD IP20/S7	SW6-T	
HM390 FTD D2.00-3-.75-15	SR 10505427	BLD IP20/S7	SW6-T	SR UNF 3/8X1 B18.3
HM390 FTD D2.00-4-.75-15	SR 10505427	BLD IP20/S7	SW6-T	SR UNF 3/8X1 B18.3
HM390 FTD D2.00-5-.75-15	SR 10505427-S	BLD IP20/S7	SW6-T	SR UNF 3/8X1 B18.3
HM390 FTD D2.50-4-1.0-15	SR 10505427	BLD IP20/S7	SW6-T	SR UNF 1/2X1¼ B18.3
HM390 FTD D2.50-5-1.0-15	SR 10505427	BLD IP20/S7	SW6-T	SR UNF 1/2X1¼ B18.3
HM390 FTD D2.50-6-1.0-15	SR 10505427	BLD IP20/S7	SW6-T	SR UNF 1/2X1¼ B18.3
HM390 FTD D3.00-5-1.0-15	SR 10505427	BLD IP20/S7	SW6-T	SR UNF 1/2X1¼ B18.3
HM390 FTD D3.00-6-1.0-15	SR 10505427	BLD IP20/S7	SW6-T	SR UNF 1/2X1¼ B18.3
HM390 FTD D3.00-7-1.0-15	SR 10505427	BLD IP20/S7	SW6-T	SR UNF 1/2X1¼ B18.3
HM390 FTD D4.00-6-1.5-15	SR 10505427	BLD IP20/S7	SW6-T	
HM390 FTD D4.00-8-1.5-15	SR 10505427	BLD IP20/S7	SW6-T	
HM390 FTD D5.00-7-1.5-15	SR 10505427	BLD IP20/S7	SW6-T	
HM390 FTD D5.00-9-1.5-15	SR 10505427	BLD IP20/S7	SW6-T	
HM390 FTD D6.00-8-2.0-15	SR 10505427	BLD IP20/S7	SW6-T	
HM390 FTD D6.00-10-2.0-15	SR 10505427	BLD IP20/S7	SW6-T	
HM390 FTD D8.00-9-2.5-15	SR 10505427	BLD IP20/S7	SW6-T	
HM390 FTD D8.00-11-2.5-15	SR 10505427	BLD IP20/S7	SW6-T	

**HM390 TDKT 1505**

Triangular Inserts with 3 Helical Cutting Edges, for 90° Shoulder Accuracy



Designation	Dimensions					Tough ↔ Hard						Recommended Machining Data	
	l	di	S	r	F	IC330	IC830	IC5400	IC380	IC808	IC810	a <sub>p</sub> (inch)	f <sub>z</sub> (inch/t)
HM390 TDKT 1505PDR	.657	.449	.230	.031	.055	●	●	●	●	●	●	.059-.512	.0031-.0059
HM390 TDKT 150516-PDR	.646	.449	.230	.063	.039	●	●	●	●	●	●	.059-.492	.0031-.0059
HM390 TDKT 150524-PDR	.626	.449	.230	.094	.024	●	●	●	●	●	●	.059-.472	.0031-.0059
HM390 TDKT 150532-PDR <sup>(1)</sup>	.598	.449	.230	.126	.024	●	●	●	●	●	●	.059-.472	.0031-.0059
HM390 TDKT 150540-PDR <sup>(2)</sup>	.561	.449	.226	.157	.024	●	●	●	●	●	●	.059-.433	.0031-.0059

<sup>(1)</sup> Tools should be modified by rounding the insert pocket corners to R=.079" <sup>(2)</sup> Tools should be modified by rounding the insert pocket corners to R=.157"





## Family of Double-Sided Triangular Inserts with 6 Helical Cutting Edges

HELIDO H690 is a new family of tools for 90° milling.  
The new H690 TNKX 1606... triangular inserts feature 6 helical right-hand cutting edges and are very strong due to their thickness.  
The HELIDO H690 helical design of the triangular insert, coupled with a rigid pocket design, provides extremely high durability and very stable performance.  
The tools can machine 90° shoulders up to .55" depth, and in addition perform slotting, ramping down and facing operations.



Use Promo Code:  
**ATOMX**

### **Purchase**

**50 inserts of H690 TNKX 16**

### **Receive**

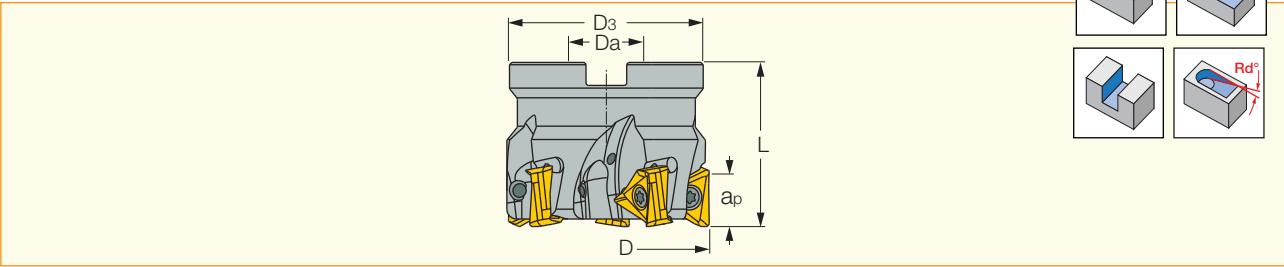
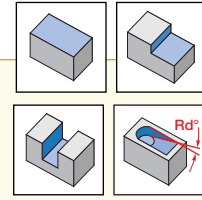
**1 corresponding face mill cutter  
H690 F90AX...-16 up to 5" diameter**

# **FREE OF CHARGE**



**H690 F90AX**

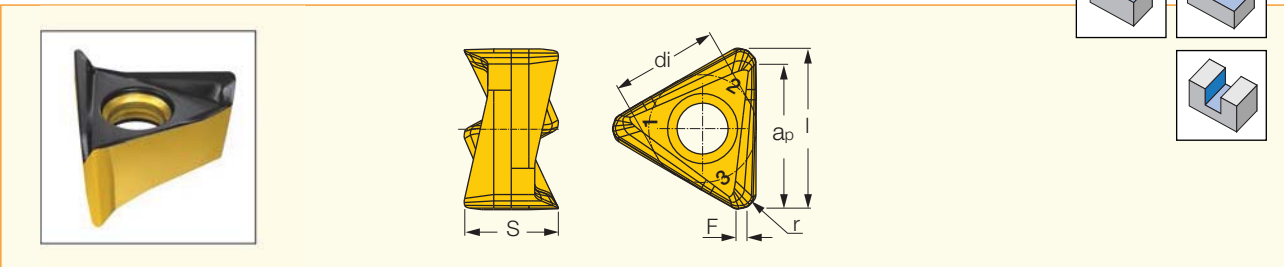
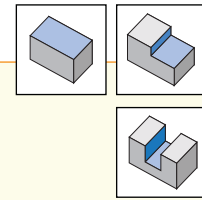
90° Face Mills Carrying H690 TNKX 1606.. Triangular Inserts with 6 Helical Cutting Edges




Designation	D	Z	a <sub>p</sub>	Da	D <sub>3</sub>	L	Arbor <sup>(1)</sup>	R <sub>d</sub> °	Coolant	Lbs
H690 F90AX D2.00-3-.75-16	2.000	3	.531	.750	1.890	1.570	A	3.0	Y	.752
H690 F90AX D2.00-4-.75-16	2.000	4	.531	.750	1.890	1.570	A	3.0	Y	.743
H690 F90AX D2.50-4-1.0-16	2.500	4	.531	1.000	2.340	1.750	A	2.0	Y	1.279
H690 F90AX D2.50-5-1.0-16	2.500	5	.531	1.000	2.340	1.750	A	2.0	Y	1.294
H690 F90AX D3.00-5-1.0-16	3.000	5	.531	1.000	2.830	2.000	A	1.0	Y	2.381
H690 F90AX D3.00-6-1.0-16	3.000	6	.531	1.000	2.830	2.000	A	1.0	Y	2.439
H690 F90AX D4.00-6-1.5-16	4.000	6	.531	1.500	3.150	2.000	B	1.0	Y	2.697
H690 F90AX D4.00-8-1.5-16	4.000	8	.531	1.500	3.150	2.000	B	1.0	Y	2.999
H690 F90AX D5.00-7-1.5-16	5.000	7	.531	1.500	3.230	2.500	B	.5	Y	5.279
H690 F90AX D5.00-9-1.5-16	5.000	9	.531	1.500	3.230	2.500	B	.5	Y	5.698

**H690 TNKX 1606**

Triangular Inserts with 6 Helical Cutting Edges, for 90° Shoulders



Designation	Dimensions						Tough ↔ Hard					Recommended Machining Data	
	l	a <sub>p</sub>	di	S	r	F	IC330	IC830	IC808	IC810	IC5100	a <sub>p</sub> (inch)	f <sub>z</sub> (inch/t)
H690 TNKX 160610PNTR	.689	.531	.472	.394	.039	.028	●	●	●	●	●	.047-.531	.0059-.0118



## DOVE IQMILL 845 LINE

The new **IQ845 FSY...-R07** are indexable face mills carrying the **IQ845 SYHU 0704...** square double-sided inserts with 8 cutting edges.

**IQ845 FSY...-R07** face mills feature a high-positive cutting edge inclination that contributes greatly to a soft cut and smooth entry into and exit from the component being machined.

The inserts feature reinforced cutting edges, wiper flats for high surface finish and unique rake face geometry for optimal chip formation. They are mounted into dovetail

shaped pockets and secured by screws, which provides extremely rigid clamping.

The new face mills can machine up to .180" depth of cut. They are available in a nominal diameter range of 2.00-12.00" in both coarse- and fine-pitch configurations.

The new tools can be used in a wide range of face milling applications, rough and finish on a very wide range of engineering materials, including hard-to-cut austenitic stainless steel.

Use Promo Code:  
**ATOMW**


### Purchase

**60 inserts of IQ845 SYHU 07**

### Receive

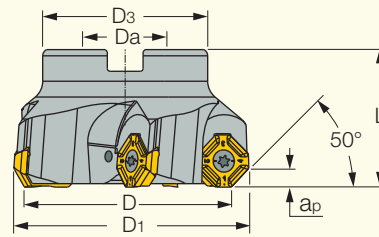
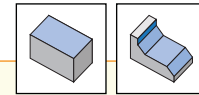
**1 corresponding face mill cutter  
IQ845 FSY...-R07 up to 5" diameter**

# FREE OF CHARGE



**IQ845 FSY-R07**

50° Face Mills, Carrying Square Inserts with 8 Cutting Edges



Designation	D	D <sub>1</sub>	Z	a <sub>p</sub>	L	Da	Arbor	D <sub>2</sub>	Coolant	Lbs
<b>IQ845 FSYD2.0-04-0.75-R07</b>	2.000	2.370	4	.180	1.750	.750	A	1.770	Y	.981
<b>IQ845 FSYD2.0-05-0.75-R07</b>	2.000	2.370	5	.180	1.750	.750	A	1.770	Y	.935
<b>IQ845 FSYD2.5-05-1.00-R07</b>	2.500	2.710	5	.180	1.750	1.000	B	2.220	Y	1.416
<b>IQ845 FSYD2.5-07-1.00-R07</b>	2.500	2.710	7	.180	1.750	1.000	B	2.220	Y	1.343
<b>IQ845 FSYD3.0-06-1.00-R07</b>	3.000	3.360	6	.180	1.750	1.000	B	2.220	Y	1.808
<b>IQ845 FSYD3.0-08-1.00-R07</b>	3.000	3.360	8	.180	1.750	1.000	B	2.220	Y	1.742
<b>IQ845 FSYD4.0-07-1.50-R07</b>	4.000	4.250	7	.180	2.000	1.500	B	3.230	Y	3.828
<b>IQ845 FSYD4.0-10-1.50-R07</b>	4.000	4.250	10	.180	2.000	1.500	B	3.230	Y	3.715
<b>IQ845 FSYD5.0-09-1.50-R07</b>	5.000	5.260	9	.180	2.000	1.500	B	3.230	Y	5.303
<b>IQ845 FSYD5.0-12-1.50-R07</b>	5.000	5.260	12	.180	2.000	1.500	B	3.230	Y	5.250

**Spare Parts**

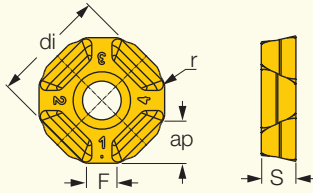

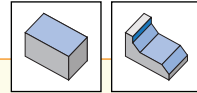


Designation	Screw	Torx Blade	T-Handle	Shell Lock Screw
<b>IQ845 FSYD2.0-04-0.75-R07</b>	SR M4X0.7IP15	BLD IP15/S7	SW6-T-SH	SR UNF 3/8X1 B18.3
<b>IQ845 FSYD2.0-05-0.75-R07</b>	SR M4X0.7IP15	BLD IP15/S7	SW6-T-SH	SR UNF 3/8X1 B18.3
<b>IQ845 FSYD2.5-05-1.00-R07</b>	SR M4X0.7IP15	BLD IP15/S7	SW6-T-SH	
<b>IQ845 FSYD2.5-07-1.00-R07</b>	SR M4X0.7IP15	BLD IP15/S7	SW6-T-SH	
<b>IQ845 FSYD3.0-06-1.00-R07</b>	SR M4X0.7IP15	BLD IP15/S7	SW6-T-SH	
<b>IQ845 FSYD3.0-08-1.00-R07</b>	SR M4X0.7IP15	BLD IP15/S7	SW6-T-SH	
<b>IQ845 FSYD4.0-07-1.50-R07</b>	SR M4X0.7IP15	BLD IP15/S7	SW6-T-SH	
<b>IQ845 FSYD4.0-10-1.50-R07</b>	SR M4X0.7IP15	BLD IP15/S7	SW6-T-SH	
<b>IQ845 FSYD5.0-09-1.50-R07</b>	SR M4X0.7IP15	BLD IP15/S7	SW6-T-SH	
<b>IQ845 FSYD5.0-12-1.50-R07</b>	SR M4X0.7IP15	BLD IP15/S7	SW6-T-SH	



**IQ845 SYHU-07**

Square Inserts with 8 Cutting Edges



Designation	Dimensions					Tough ↔ Hard							Recommended Machining Data	
	$a_p$	F	r	di	S	IC28	IC330	IC830	IC5400	IC808	IC810	IC5100	$a_p$ (inch)	$f_z$ (inch/t)
<b>IQ845 SYHU 0704ADN</b> <sup>(1)</sup>	.181	.134	.031	.543	.165		●	●					.039-.157	.0039-.0079
<b>IQ845 SYHU 070400ADN</b> <sup>(1)</sup>	.181	.134	-	.543	.165			●					.008-.079	.0039-.0079
<b>IQ845 SYHU 0704ADN-MM</b> <sup>(2)</sup>	.181	.134	.031	.543	.165			●	●	●			.039-.157	.0059-.0118
<b>IQ845 SYHU 070400N-MM</b> <sup>(2)</sup>	.181	.134	-	.543	.165			●					.008-.079	.0059-.0118
<b>IQ845 SYHU 0704ADTN</b> <sup>(3)</sup>	.181	.134	.031	.543	.165						●	●	.039-.157	.0059-.0118
<b>IQ845 SYHU 070400ADTN</b> <sup>(3)</sup>	.181	.134	-	.543	.165						●		.008-.079	.0059-.0118
<b>IQ845 SYHU 0704ADN-P</b> <sup>(4)</sup>	.181	.134	.031	.543	.165	●							.039-.157	.0039-.0098

<sup>(1)</sup> For stainless steel and high temperature alloys <sup>(2)</sup> For general applications <sup>(3)</sup> For cast iron <sup>(4)</sup> For aluminum

